

Thanksgiving Scavenger Hunt

Directions:


Print off the cards and place the next card in the location with a Thanksgiving treat (candy or non candy treat).

Want to find
a Thanksgiving
treat?
Look where
you get
food
to eat.




1.

Would you rather
make the turkey
or clean-up?
Now take
a look
where you'd
find a cup.



2.

It's too
soon
to
call it
quits.
Next, find your
oven mitts.



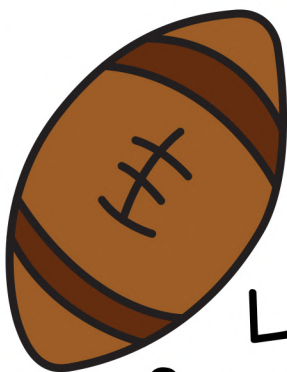
3.

Every Thanksgiving
meal comes
with a
drink.
The next
clue can be
found in a sink.



4.

Football
can be
watched
on the TV.
Look closely
for where the
next clue will be.




5.

You're about
halfway
through
the clues.
The next
one can be found
by your shoes.



6.


Cleaning up after Thanksgiving may be a chore.



Now take a look near the dinner table floor.

7.

If you spill gravy on your shirt



and need to get it clean, head to this spot and another clue may be seen!

8.

Think of something you can be thankful for.

Then check your bedroom sock drawer.



9.

You're doing well so there's no need to rush.

Now head to where you'd find your toothbrush.



10.



Gobble gobble says the turkey today.

Find the next clue where you go to play.

11.

This is now your last Thanksgiving clue. Check the front door for a surprise waiting for you!



12.