

ST PATRICK'S DAY SCAVENGER HUNT

Directions: Print off the cards and place the next card in the location of that clue. When ready, read the first clue card to start.

Copyright thebestideasforkids.com

For personal or school use only.

Clipart by:  [Creative Clips – Krista Wallden](http://CreativeClips.com)

If you want to find something for St Patrick's

Day, find your first clue in the spot where you play.



1.

Today is a day that some people wear green.

Now head to where you make your clothes clean.



2.


It's good luck to find a four-leaf clover. Check by the couch, not under but over.



3.

A shamrock has 3 leaves, not four.

The next clue is near your front door.



4.

Is there a pot of gold to be found?

Look by the dinner table, but on the ground.



5.

You're almost halfway done the clues. Next, take a look by your shoes.



6.

Have you ever seen
a pot of gold or
a leprechaun?
Next, look where
you'd go when
you start to yawn.



7.

It's not where you lay
your head.
Instead, look
under your
bed.



8.

Only a few more spots
you need to look.




The next one
is by your
favorite
book.

9.

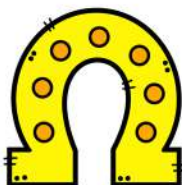
Ready to find just a few
more?

Then peek around your
bathroom door.



10.


A sprinkle of luck to get to
the next clue.
Now take a look where
you'd find shampoo.



11.

Did the leprechaun leave
a treat?

Now look
where you
get food to
eat.



12.