

# Valentine's Day Scavenger Hunt

Directions: Print off the cards and place the next card in the location with a Valentine's Day treat (candy or non-candy treat).

Copyright [thebestideasforkids.com](http://thebestideasforkids.com)

For personal or school use only.

To get a sweet treat,  
follow the clues.

To start,  
you must  
take a look  
by your  
shoes.



1.

I will forever and  
always love you.

Check inside  
your jacket,  
for the  
next clue.



2.

Today I'll give you  
kisses and a great  
big hug.


But first  
go look  
where you  
can find  
a mug.



3.

If you want a sweet  
Valentine treat,  
look where you'd  
get

a snack  
to eat.



4.

Valentine wishes and  
love are in the air.

Now head  
to where  
you wash  
your  
hair.



5.

Valentine's Day  
colors are red and  
pink.

Your next  
clue will be  
found  
under  
the sink.



6.





Violets are blue and roses are red. Go take a look close to your bed.

7.

Conversation hearts are a tasty sweet treat.

Next check where you keep the socks for your feet.



8.


No time to stop and write a love note.

The next clue is by your TV remote.



9.

You're getting close, it's too late to quit. The next clue is on something you sit.



10.


Cupid loves hearts and valentines too. Look by the couch, for your next clue.



11.

The hunt is almost over, you're close to being done.

Now check inside a closet, to see what you have won!



12.