

Halloween Scavenger Hunt

Directions: Print off the cards and place the next card in the location with a Halloween treat (candy or non-candy treat).

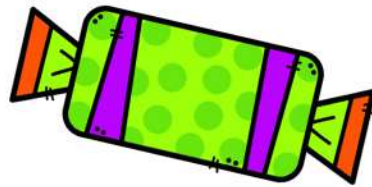
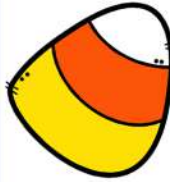
Copyright thebestideasforkids.com

For personal or school use only.


To find your very
first treat,
I'm where
you get
food to
eat.



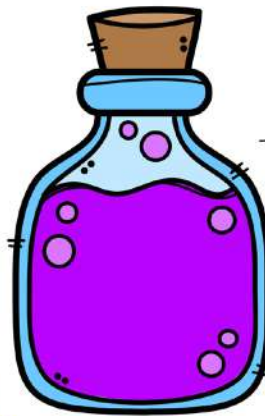
If you want to find
a candy label,
You must look
under your dinner
table.




It's too
early to
quit.
I'm on
something
you sit.



It's time
we stop
for a drink.
Now I'm
close to
the sink.



You still have
more clues,
The next one is
by your shoes.



I might
be hard
to see.
But I'm
close to
your TV.




No need to check
outside,
I'm right
at your
bedside.



7

Now I'm in
your bed!
I'm under
where you
put your
head.



8



The next clue is
what you need,
I'm near the books
you read.

9



Find the
next clue,
if you
dare.
I'm where you keep
your underwear.

10

Now if you follow
this path,
you'll find
me where
you take a
bath.



11

This is your last
clue. There won't
be anymore.
For your final
treat, check
the front
door.



12